

D5.3 Final MOOC Training course for teachers

Next BlueGeneration

Project number	101124924
Title of the document	D5.3 Final MOOC Training course for teachers
Responsible	CMMI
Date	November 2025
Document type	Other
Distribution	Public

CONTENTS

ACRONYMS & ABBREVIATIONS	1
1. INTRODUCTION	1
1. ENROLLMENT	1
2. START LEARNING	2
3. SUBSECTORS AND LESSONS	2
4. OCCUPATIONS	3
5. ASSESSMENTS	3
6. NEXT BLUEGENERATION GAME	3
7. NEXT BLUEGENERATION PATHWAY TOOL	3
8. LIBRARY	4
9. GLOSSARY	4
10. HELP	4

ACRONYMS & ABBREVIATIONS

MOOC Massive Open Online Course

1. INTRODUCTION

This deliverable (D5.3 Final MOOC Training Course for Teachers) presents an overview of the structure and features of the Massive Open Online Course (MOOC) **“Navigating Opportunities: Careers in the Blue Economy”**. It serves as a support document to guide users in navigating the platform. Developed as part of the NextBlueGeneration Project, the course is intended to assist teachers in introducing students to the diverse professional pathways available within the Blue Economy. The MOOC follows a train-the-trainer approach, offering educators essential background information, pedagogical guidance, and ready-to-use material that can be incorporated into classroom activities or career-orientation sessions. The content focuses on six key sectors that are central to today’s Blue Economy:

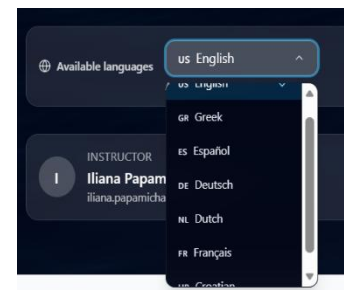
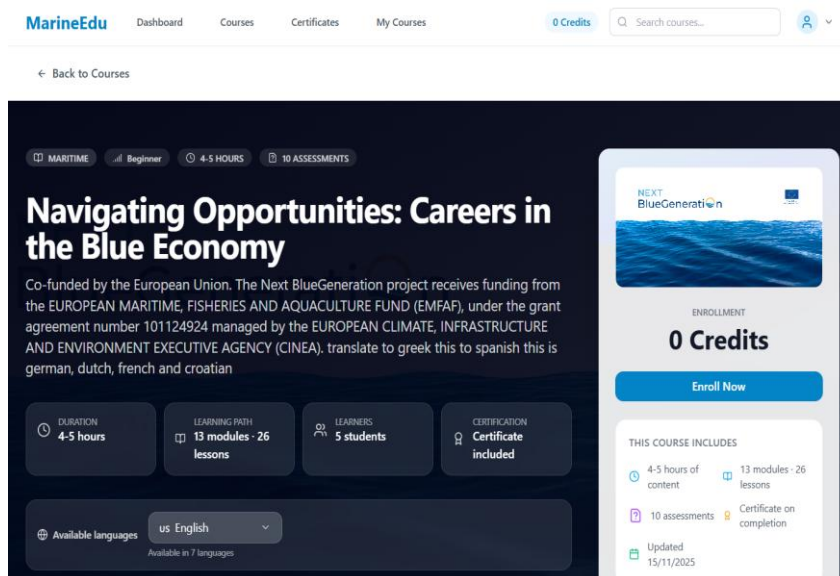
- Nautical Tourism
- Maritime Transport
- Marine Biotechnology
- Shipbuilding and Repair
- Aquaculture
- Ocean Literacy / Marine Conservation

The MOOC is hosted on CMMI online learning platform: [MarineEdu](#).

This manual guides users through the MOOC’s features, navigation options, and available tools to ensure an effective and user-friendly learning experience.

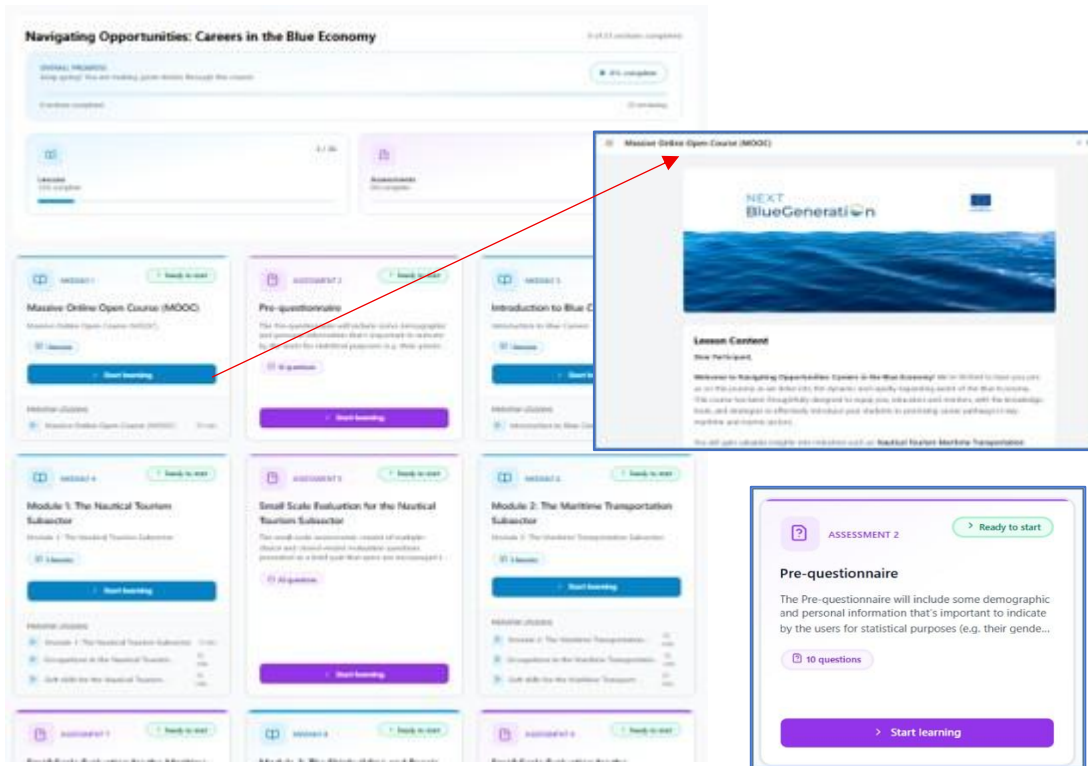
1. ENROLLMENT

Navigate to MarineEdu Platform by following this [link](#) and create an account. Once logged in, go to **“Featured Courses”** or select **“View All Courses”** to browse the full catalogue. Locate the course titled **“Navigating Opportunities: Careers in the Blue Economy.”** On the course enrolment page, open the **“Available Languages”** menu and choose your preferred option: **English, Croatian, Dutch, French, German, Greek, or Spanish**. To join the course, click **“Enroll Now.”** To unenroll click **“Unenroll”**.





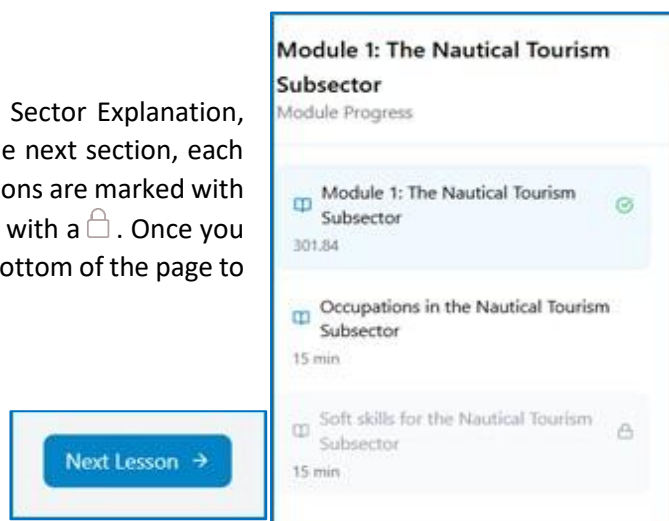
2. START LEARNING

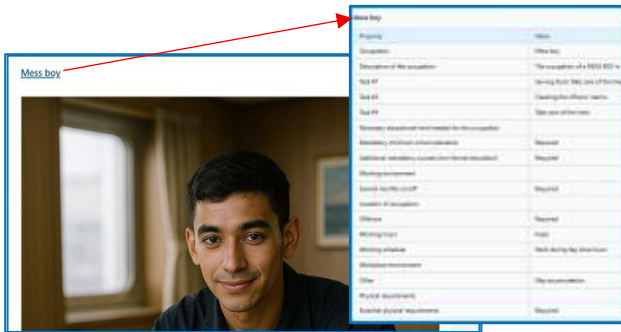
Once enrolled, the MOOC dashboard will display your overall progress, including the percentage of completion, the number of lessons completed, and the status of assessments. Each module includes accompanying assessments designed to check your understanding of the material. To begin the course, open each section in order. Start with **“Massive Open Online Course (MOOC)”**, then click **“Start Learning”**, followed by the **Pre-questionnaire**.



3. SUBSECTORS AND LESSONS

Each subsector consists of **three lessons**: Sector Explanation, Occupations, Soft Skills. To move on to the next section, each lesson must be completed. Completed lessons are marked with a , while incomplete lessons are marked with a . Once you finish a lesson, click **“Next Lesson”** at the bottom of the page to continue.



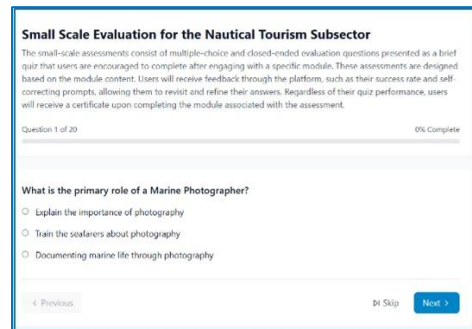


4. OCCUPATIONS

For each occupation of every subsector, click on the occupation name. A prompt with specific information will appear.

5. ASSESSMENTS

Assessments are organised into questions for each subsector studied. To move to the next question, click **“Next”** or **“Skip.”** When you are finished, click **“Review”** to see all your answers, and then select **“Submit Questionnaire.”**

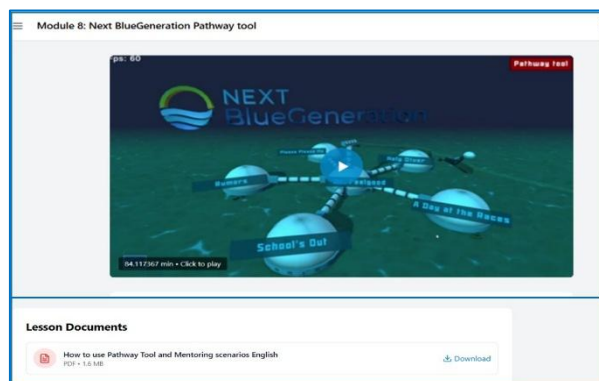


6. NEXT BLUEGENERATION GAME

Module 7: Next BlueGeneration Game, can be played by clicking on the [link](#) at the bottom of the page

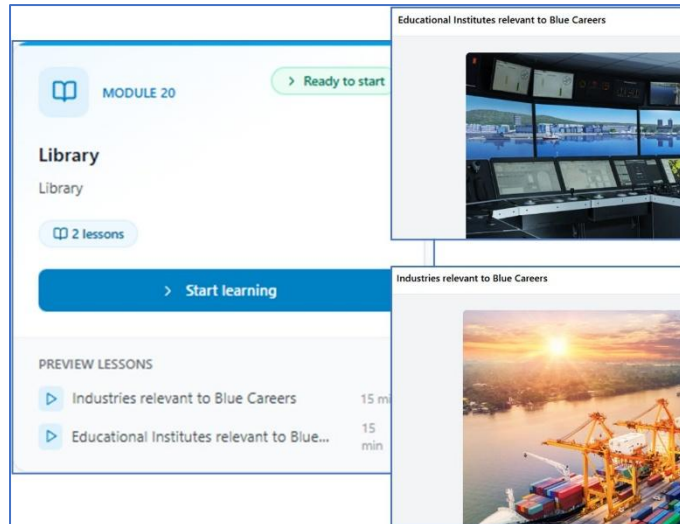
7. NEXT BLUEGENERATION PATHWAY TOOL

Module 8: Next BlueGeneration Pathway tool instructions can be downloaded in PDF at the bottom of the page.



8. LIBRARY

The library section of the MOOC provides information about “**Industries**” and “**Educational institutes**” relevant to blue careers in Croatia, Greece, Cyprus, Germany, Spain and France. Navigate through the organisation name, industry type and website for more information.



The screenshot shows a user interface for a MOOC library. On the left, there is a sidebar with a book icon, the text 'MODULE 20', and a green button that says '> Ready to start'. Below this is a 'Library' section with a sub-label 'Library' and a button that says '2 lessons'. A large blue button with a right-pointing arrow says '> Start learning'. Underneath is a 'PREVIEW LESSONS' section with two items: 'Industries relevant to Blue Careers' (15 min) and 'Educational Institutes relevant to Blue...' (15 min). On the right side of the interface, there are two image thumbnails. The top one is titled 'Educational Institutes relevant to Blue Careers' and shows a control room with multiple monitors. The bottom one is titled 'Industries relevant to Blue Careers' and shows a port with cranes and a ship at sunset.

9. GLOSSARY



For any unknown terms in the subsectors of **Nautical Tourism, Maritime Transport, Marine Biotechnology, Shipbuilding and Repair, Aquaculture and Ocean Literacy / Marine Conservation**, navigate to the glossary. The terms are listed with explanation in alphabetical order.

10. HELP

For more information on navigation or any problems with the platform, please fill the following form: [MarineEdu](#)